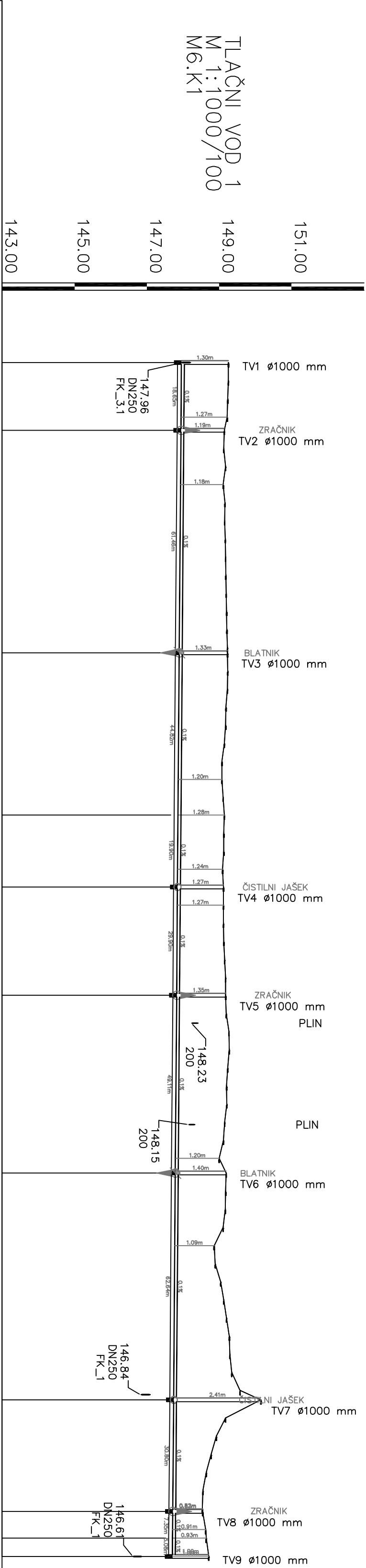
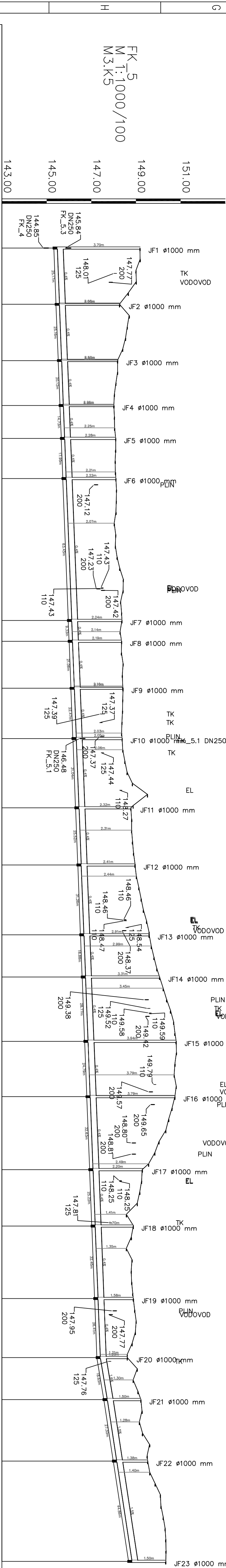
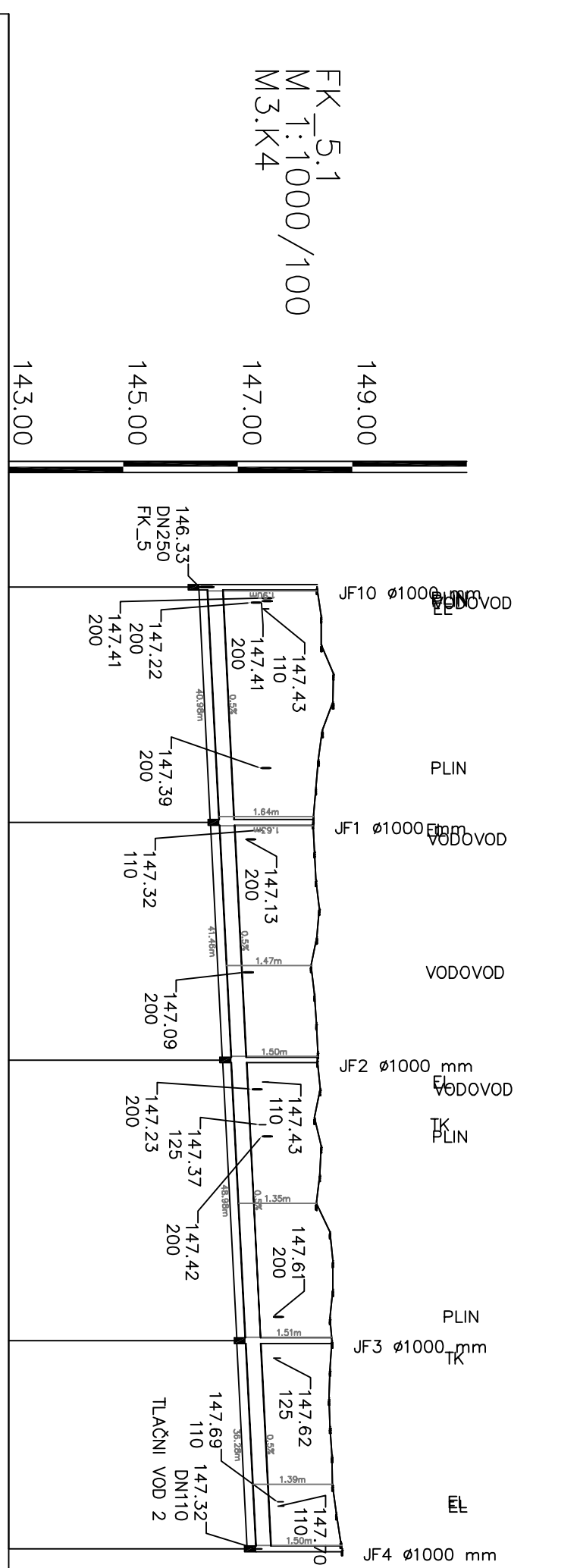
[illegible]

NAZIV	TV1	TV2	TV3	TV4	TV5	TV6	TV7	TV8	TV9
STACIONAŽA	0,00	18,65	80,11						
KOTA TERENA	149,26	149,25 149,24 149,22 149,21	149,12 149,11 149,16 149,15 149,17 149,18 149,19 149,21 149,21	149,24 149,23 149,19 149,18 149,14 149,08 149,07 149,11	124,93	144,83	223,84	286,48	317,27
KOTA IZTOKA, VTOKA	147,96	147,95	147,90	147,87	147,85	147,79	147,74	147,72	147,71
GLOBALNA IZKOPA	1,41	1,30	1,44	1,38	1,38	1,46	1,51	2,52	0,93
NAKLON									
DOLŽINA	18,65	61,46	44,82	19,50	29,50	49,11	62,54	30,80	7,15
CEV PROFIL DOLŽINA									

[illegible]

NAZIV	JF10 – FK_5	JF1	JF2	JF3	JF4
STACIONAŽA	0.00	40.98	82.44	131.42	167.70
KOTA TERENA	148.38 148.45 148.46 148.67 148.66 148.48 148.41 148.36	148.34 148.36 148.42 148.38 148.27 148.34 148.37	148.40 148.44 148.34 148.46 148.43 148.37 148.61 148.66 148.61	148.65 148.61	148.89 148.85 148.65 148.72
KOTA IZTOKA, VTOKA	146.33 146.48	146.68 146.68	146.89	147.14 147.14	147.32
GLOBALNA IZKOPA	2.20 2.06	1.79 1.78	1.66	1.66 1.66	1.66
NAKLON	0.5	0.5	0.5	0.5	
DOLŽINA	40.98	41.46	48.98	56.28	
CEV PROFIL DOLŽINA	GEP P+1 SINOČDO DN250 , L=167.70 m				